




Woodworking Education Center
10544 Hwy 17, Maylene, AL 35114

Alabama Woodworkers Guild Guild News



www.alabamawoodworkersguild.org

Volume XXXV Number 4

April, 2016

Next Meeting

The next
scheduled
meeting is
May 21

In This Issue

Meeting	
Program	p. 2
Shop Calendar	p. 3
March Wrap-up	p. 4
Mentoring	p. 11
WEC Directions	p. 13

President's Message

Dear Guild Members,

We just finished a weekend with professional woodworker and SketchUp expert Bob Lang. On Friday evening we had an overview SketchUp seminar with Bob at the newly opened City Hardwoods building. Bob demonstrated the SketchUp drawing process using many of the tools and answering questions from the group.

Saturday and Sunday Bob demonstrated how to build the scaled version of the #700 Stickley Bookcase. He showed us how to build templates to cut the exact width for a dado to match the shelf and a fixture to route the through mortises for the tenons to pass through. And on to the most delicate part of the project, the mitered cross pieces that divide the glass door.

We all had a good time listening to Bob's historical explanation of Stickley and Craftsman Furniture. He was entertaining and showed us many of his techniques for furniture construction.

A special thanks to Steve Stutts for providing delicious meals for the program.

In the next few weeks those members of the class that want to build a #700 bookcase for themselves will be getting together to start the project.

David Erikson has found out that SketchUp Pro a \$650 value version of the free SketchUp Make can be purchased for \$40 by members of a nonprofit organization. Anyone interested in purchasing the Pro version please let me know at ray.ziegler@alabamawoodworkersguild.org and we will make a group purchase of the licenses and issue them to the members that have applied. I will be sending out a more detailed explanation of the process soon. Thanks, David.

Ray

President:

Ray Ziegler
(205)451-6846

Vice Pres:

Art Chamblee

Treasurer:

Walter Barnett
(205)933-9207

Secretary:

Don Wilson

Webmaster:

Brian Stauss
(205)987-9997

Guild News:

Phillip Key
(205)475-3352

Board of Directors:

Frank Higgins
Henry Hager
Paul Mancill
Patrick Murphy
Joe Beck
John Wilkes
Cliff Daniels

Toy Co-Chairs:

Patrick Murphy
John Wilkes

Education Co-Chairs:

Ray Ziegler

WEC Shop Managers:

Pat Bush
Frank Higgins
Kenneth Graham

Librarian:

Thom Nix

May Meeting: City Hardwoods

For the May meeting, we will be traveling to City Hardwoods off of Lakeshore Drive in Birmingham. Dave Traylor and his crew will be hosting us. It should be very interesting.

- Art Chamblee

New Members

The Alabama Woodworkers Guild would like to extend a warm welcome to our new members!

Hugh Talbert, Brad Lard, Mike Luckie

WELCOME!

GUILD PATRONS

We are very fortunate to have the following patrons who support the Guild. They are excellent suppliers of products or services in the local area that provide monetary support or allow us to use their various facilities for Guild functions:

J.R. PREWITT & ASSOCIATES, INC. Independent Insurance Agent—Founded in 1974, J. R. Prewitt & Associates, Inc. is a family owned agency that has grown to one of the largest firms in the Birmingham area. Representing over a dozen insurance carriers, the agency provides a full spectrum of insurance services to over 3500 clients. From individuals to multi-state corporations, the agency prides itself on it's loyal, long term client base as a result of unparalleled customer service. Contact us for your personal, business, or professional insur-

WEC APRIL - MAY 2016 CALENDAR

Sunday	Monday	Tuesday	Wednesday	Thursday	Friday	Saturday
10[15] Apr 8:00am - 5:00pm ... closed for Bob Lang Seminar	11	12 9:00am - 2:30pm Over the Hill Gang - Toys Shop is CLOSED except for Toy work.	13	14	15 9:00am - 1:00pm Supervisor: Patrick Murphy, Emergency: 205.585.5677 1:00pm - 5:00pm Supervisor: Patrick Murphy, Emergency: 205.585.5677 5:00pm - 9:00pm ... Mike Key	16 9:00am - 12:00pm Monthly Pre-Meet @ 9a, Regular Meeting at 10a til Noon. 9:00am - 1:00pm ... Mike Key 1:00pm - 5:00pm ... Cliff Daniels supervisor
17[16]	18 1:00pm - 5:00pm David Holcomb, Supervisor	19 9:00am - 2:30pm Over the Hill Gang - Toys Shop is CLOSED except for Toy work.	20	21	22 9:00am - 1:00pm Ron Powell-Supervisor 1:00pm - 5:00pm Ron Powell-Supervisor 5:00pm - 9:00pm Bob Moore...supervisor	23 9:00am - 1:00pm ... no supervisor 1:00pm - 5:00pm Michael Malinconico, supervisor Emergency: 205.886.4662
24[17]	25 1:00pm - 5:00pm ... Brian Stauss	26 9:00am - 2:30pm Over the Hill Gang - Toys Shop is CLOSED except for Toy work.	27	28	29 9:00am - 1:00pm Steve Stutts Supervisor 835- 2010 1:00pm - 5:00pm Steve Stutts Supervisor 835- 2010 5:00pm - 9:00pm ... no supervisor	30 May 9:00am - 1:00pm ... no supervisor 1:00pm - 5:00pm ... no supervisor
1[18]	2 1:00pm - 5:00pm ... no supervisor	3 9:00am - 2:30pm Over the Hill Gang - Toys Shop is CLOSED except for Toy work.	4 6:30pm - 7:30pm AWG Board Meeting (J R Prewitt & Associates, 2146 Highland Avenue South)	5	6 9:00am - 1:00pm Ron Powell-Supervisor 1:00pm - 5:00pm Ron Powell-Supervisor 5:00pm - 9:00pm ... no supervisor	7 9:00am - 1:00pm Steve Stutts Supervisor 835- 2010 1:00pm - 5:00pm ... no supervisor
8[19]	9 1:00pm - 5:00pm ... no supervisor	10 9:00am - 2:30pm Over the Hill Gang - Toys Shop is CLOSED except for Toy work.	11	12	13 9:00am - 1:00pm Patrick Murphy, Supervisor 1:00pm - 5:00pm Patrick Murphy, Supervisor 5:00pm - 9:00pm ... no supervisor	14 9:00am - 1:00pm ... No Supervisor 1:00pm - 5:00pm ... no supervisor

The most current WEC calendar is always available on-line at: <http://freecal.brownbears.com/awg>

ance needs.
2146 Highland Ave. South,
Birmingham, AL 35205
Telephone (205)-933-9207
Fax (205)-930-0450

THE AWARDS & ENGRAVING PLACE is a full service engraving shop, offering both laser and flatbed rotary engraving. We engrave directly on wood, glass, plastic, and a variety of coated metals. We offer plaques, glass and acrylic awards, trophies, interior signs and name badges. We have been in business in Hoover since 1987. Contact Ken Murer, The Awards & Engraving Place, 1919 Hoover Court, Birmingham, AL 35226, (205)-823-7676 fax(205)-822-1111

AFFORDABLE WOOD TOOLS by Paul Varden

Wood Lathe accessories to fit any size wood lathe. Screw Chucks, Face Plates and Tool Rest. General Machining also available. Paul Varden-Master Machinists-35 years of experience.

7029 Dickey Springs Road
Bessemer, AL 35226
H-205-428-9945
C-205-908-9945
email-paul2010@directv.net

SARA'S TAX SERVICE

100 Foust Avenue, Hueytown,
AL 35023
205-497-4020 Fax 205-497-4011

SNOW'S SHARPENING SERVICE

Ed Snow can take care of all of your saw blade sharpening needs. You can leave and pick up your blade at Woodcraft or you can contact Ed at 205-218-1885 or redsnow_3@hotmail.com

WOODCRAFT

Helping you make wood work.
www.woodcraft.com
205-988-3600

Mr. James Corlew

Tom Williams BMW
1000 Tom Williams Way
Irondale, AL35210

Mr. Dean Vette

Tom Williams Lexus
1001 Tom Williams Way
Irondale, AL 35210

Ms. Lily Young

Tom Williams Porsche/Audi
3001 Tom Williams Way
Irondale, AL 35210

Mr. Mike Long

Land Rover Birmingham
3000 Tom Williams Way

March Pre-Meeting and General Meeting Wrap-up

Despite a bit of rain, the Alabama Woodworker's Guild (AWG) had quite a turn-out for the March 19th meeting. This month's Mentoring Series featured Patrick Bush, our Woodworkers Education Center (WEC) *Shop Manager*. Patrick presented and demonstrated the features of the WEC's 8 inch Grizzly Jointer and the 24 inch Grizzly Planer.



Helpful tips on getting better reference surfaces and creating your own dimensional boards from rough cut planks were news to some and reinforcement to others.




Following the Mentoring Series, the General Meeting got underway with President, Ray Ziegler, providing announcements including the April 9th and 10th Bob Lang Class (a recap of the class will be shared in the May Guild News). Bob had graciously agreed to present a class on the Computer Assisted Design tool: *SketchUp*; which by the time you read this was held in the classroom setting of City Hardwoods (site of our May Meeting). WEC *Facilities Manager*, Frank Higgins, shared with the group the need for a couple or more volunteers to help during the next few months with grass cutting and weed whacking duties. The folks who have performed the duties over the past several years are going to be sidelined this year due to health reasons. We are also looking for volunteers to help patch up some of the navigational obstacles in the driveway (a.k.a. pot holes!).

March Pre-Meeting and General Meeting Wrap-up



Under the announcements category, Board of Directors member, John Wilkes, presented to the audience examples of t-shirts which could be created to help promote the Guild. The shirts could be purchased for under \$20 and with sufficient demand, the Guild would pursue taking and placing orders. Watch your email and our [Facebook Group](#) (for additional details).



Our Show and Tell portion of the meeting again demonstrated the wealth of talent and craftsmanship residing in the Guild! John Wilkes creatively used shotgun shell casings to create an Alabama State relief. That's a lot of shooting!



Howard King shared before photos (of a yet to be determined species of wood burl) and the bowls he was able to turn (after much dulling of his cutting gouges!). In spite of its checkered past the burl has become some beautiful pieces of work!

March Pre-Meeting and General Meeting Wrap-up



Dwight Hostetter shared his crafted Windsor style chair. He also took time following the Program to demon-

strate and share some of us customized jigs used to make the individual pieces and final chair design.



The final participant in the Show and Tell was Ed Bullock sharing the Provincial Writing Desk he crafted as part of the Guild's Writing Desk class taught by the Guild's own John Lawson.



March's Program was a true example of the military doctrine of "MARF" (Maintain Absolute Rigid Flexibility). Quick thinking and ever resourceful Vice President Art Chamblee was with the help of several members to demonstrate the usage of some little known WEC Tools: a Work Sharp power sharpening machine, a Porter Cable Pocket Hole Jig, and a box joint table saw sled. Art demonstrated some of the attachments and sharpening disks available for the Work Sharp. We all know how important it is to have sharp, therefore safe, cutting tools.

March Pre-Meeting and General Meeting Wrap-up



Cabinet Mentor Brian Stauss shared the Guild's Porter Cable Pocket Hole Jig was no more difficult to use than it's more recognized Kreg systems. With a bit of practice and attention to detail and care in setup using the WEC's Jig could save you time and some money to use on other tools in your own shop.



Following the classroom portion of the Program and before adjourning to the shop floor, the much anticipated drawing for this month's Door Prize was held with help from WEC Visitor, Madison. This month's prize was a Gift Card to one of the winner's favorite tool and/or material sources.



Back out on the shop floor, Patrick Bush demonstrated one of the lesser known table saw jigs used to make box joints. Tips on saw setup, and safe usage of the jig were valuable in providing alternative joinery options to the woodworker.

March Pre-Meeting and General Meeting Wrap-up



After sharing box joints, Patrick tackled the Beast, the Guild's Grizzly 18 inch Dual Drum Sander. Demonstrating careful setup, proper board preparation, and sharing knowledge of how the sander works, what it is and what it is not (it is not to take the place of a Planer!), contributed to dispelling fears of the tool. Proper attention including gradual sanding per pass, can produce a finish ready surface for any project.



The final portion of the Program offered Dwight Hostetter sharing some of his customized jigs used in creating his Windsor Chair. He shared some of his trial and error tactics which led him to develop better tools to help with his projects.

March Pre-Meeting and General Meeting Wrap-up



Following the conclusion of this month's meeting, a special treat awaited those who could linger a little longer for fine food and continued fellowship. Firehouse Chili was offered up by Facilities Manger, Frank Higgins, and proved worthy of its name.



See you all next month (May) when we will visit the newly opened City Hardwoods!

Article by: Patrick Murphy
Photos by: Howard King; Ed Bullock; Patrick Murphy

Mentoring

NOTE: You must be a member of the Guild to be eligible to participate in mentoring classes.

Are you an intermediate or beginner woodworker with an itch to raise your woodworking skills a notch or two? Do you have a special project in mind, but are just a bit uneasy about getting underway? Looking for tips to save time and effort, plus get better results?


Here's what you need to do: join a Guild mentored group now. It's the way to go for all of the above with others at your skill level, and best of all, at no cost except for materials.

Refer to Shop Schedule for schedule of mentoring sessions

Some examples of topics offered:

Bench Making
 Table Saw instruction
 Lathe Fundamentals
 Pen Turning
 Hand Tools - sharpening and techniques
 Furniture Building - Chairs, Table tops, Tables
 Instruction in - Router table use
 Instruction in - Jointer, Planer use
 Dovetail jig making
 Hand-cut Dovetails
 Pocket Hole Jig Instruction

If you have questions on woodworking technique, tool usage, or buying equipment or tools, feel free to contact a Guild mentor.



Jim Woodward	Guitars
Ed Bullock	Bows
John Lawson	Furniture repair, band saw, track saw
Mike Key	Dovetail jig
Bob Moore	Hand tool sharpening, table saw, joiner, planer
Dwight Hostetter	Lathe, segmented turning, baskets
Brian Stauss	Cabinet construction
Cliff Daniels	Scroll saw, jointer, band saw
Buzz Kelly	Finishing and stringing
Lynn Smith	Toys
Pat Bush	Jointer, planer
A.R. Bray	Draw knife, planes, hand tools, antique hand tools
Preston Lawley	Cutting Boards
Jeff Hood	Scroll Saw
Michael Malinconico	Cabinetry, CAD and Joinery
David Holcomb	Project Photography

Contact the above by email or phone as listed in the Membership Directory.

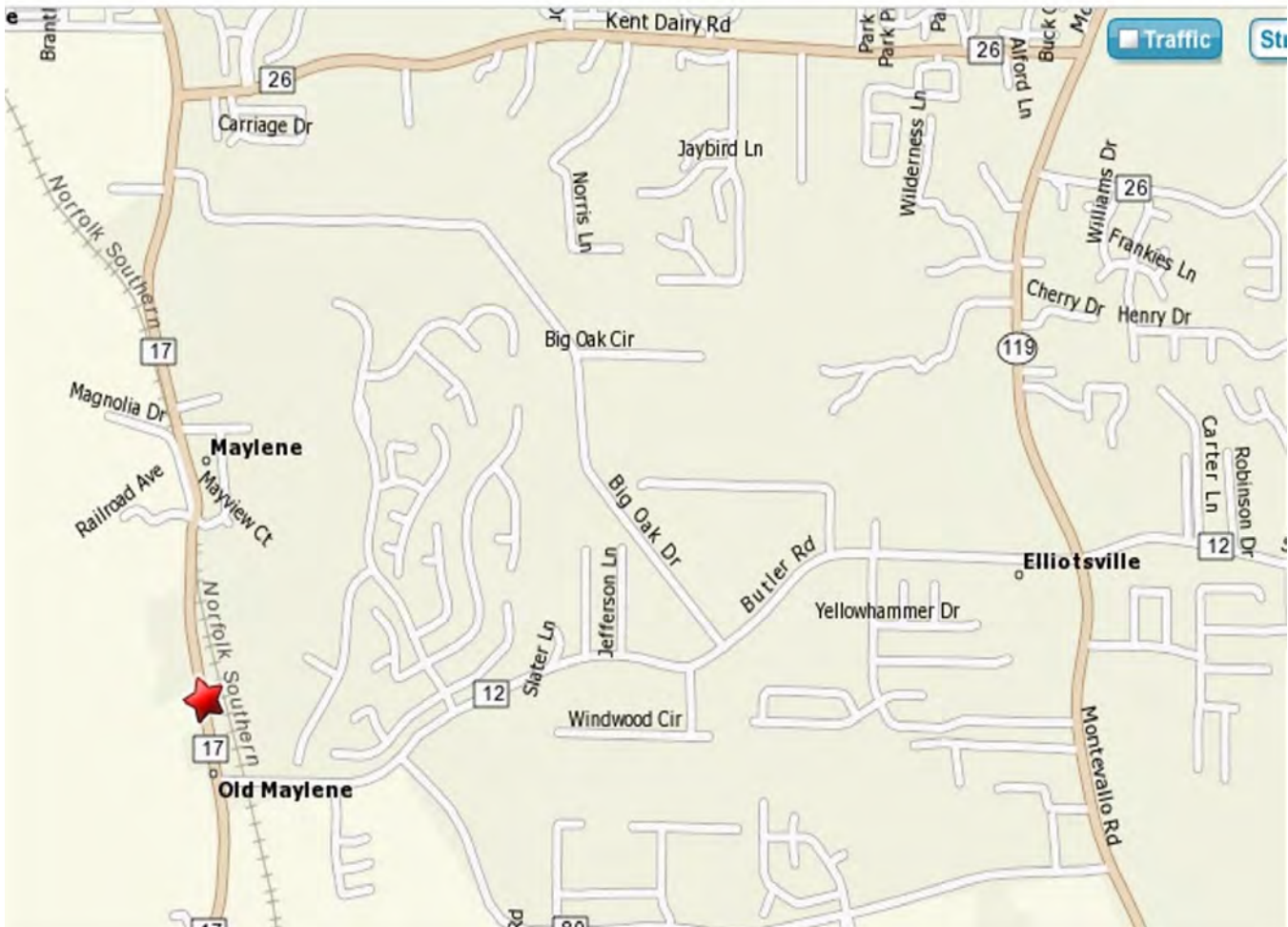


NOW IS THE TIME TO START THINKING ABOUT THIS YEAR'S ANNUAL SHOW ENTRY!


Will you be 2016's People's Choice Winner?



Directions to the Woodworkers Education Center (WEC)



From I-65, take Exit 238 (Highway 31). Turn north on U.S. Highway 31, go 0.6 miles and turn left on State Highway 119 South. Go 3.0 miles south on Highway 119 and turn right on County Highway 12. Go 2.1 miles on Highway 12 until it ends at County Highway 17. Turn right on Highway 17 and the WEC is 0.3 miles on your left. There is a large WEC sign at the entrance.



www.
alabamawoodworkersguild
.org

About Us

Alabama Woodworkers Guild Newsletter is published monthly for its members and other interested parties. Guild meetings are held monthly on the third Saturday at 9:00 a.m. at the Woodworking Education Center, 10544 Hwy 17, Maylene, AL 35114

Information concerning the Guild may be secured by calling **Walter Barnett, Treasurer** at (205) 933-9207.



WOODCRAFT[®]

Helping You Make Wood Work[®]

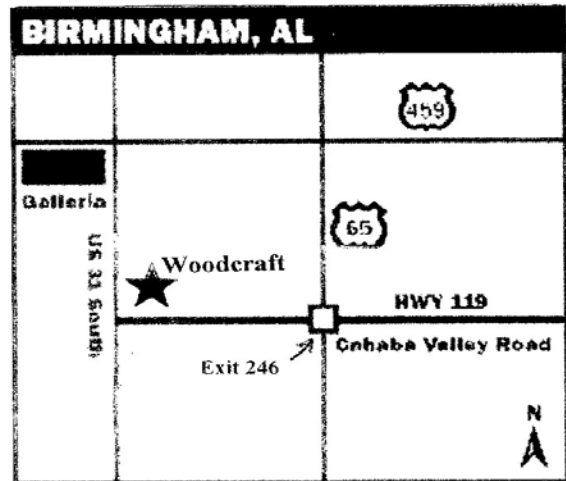
Phone 205-988-3600
Fax 205-988-3612
Website: www.woodcraft.com
e-mail: WC511@aol.com

Store Hours

M - T - W - F: 9AM - 7PM
Th: 9AM-9PM
Sat: 9AM-6PM
Sun: Noon-5 PM

Our new address is:

2215B Pelham Parkway
Pelham, AL 35124



Directions:

Take I-65 to Exit 246.

Take Highway 119 West (Cahaba Valley Road) 3/4 of a mile to US 31.

Turn right on US 31 and travel north approx. 0.3 mi.

Our store is on the right (east) side of US 31.



The Alabama Woodworkers Guild, Inc.
P.O. Box 26665
Birmingham, AL 35260